


# emco MARSCHALL Original Large With ribbed carpet insert and brush strip

## Model 517 SLRB



The extra-wide original entrance mat with the effective, coarse-fibre rib insert is exceptionally abrasion resistant and offers maximum dimensional stability. Particularly ideal for collecting fine dirt. The additional profile offers even more cleaning power. Optimally designed for buildings exposed to extreme footfall.



### Description

Roll-up, extremely hard-wearing Original entrance mat with extra-wide profiles and Standard insert for surface installation. Customisable width and depth without alignment profile. Available in any geometric shape.



Indoor and outdoor (covered, Zone 1+2)



Street dust, hair, sand, ash, textile fibres, small leaves and twigs, etc.

# emco MARSCHALL Original Large With ribbed carpet insert and brush strip

## Model 517 SLRB

<b>Approx. height (mm)</b>	17
<b>Roll-over and drive-over capability:</b>	Prams Sack-/hand truck Wheelchairs
<b>Standard profile clearance approx. (mm)</b>	5 mm, rubber spacers
<b>Automatic door systems</b>	Profile clearance of 3 mm available as an option for revolving door drives, in accordance with EN 16005
<b>Connection</b>	Plastic-coated steel cable
<b>Max. width/profile length for individual section (mm):</b>	3000
<b>Profile width (mm)</b>	46.5
<b>Depth/walking depth for individual section (mm):</b>	800
<b>Weight (kg/m<sup>2</sup>)</b>	12.1
<b>Mat divisions as per factory standards or customer specifications</b>	As of a profile length of 3000 mm or a maximum mat weight of 45 kg
<b>Support chassis</b>	Reinforced support chassis made using rigid aluminium with sound absorbing insulation on the underside
<b>Tread surface</b>	Recessed, robust, weather-proof, ribbed carpet strips, also with brush strips mounted between the profiles.
<b>Flammability</b>	Insert available on request (surcharge applicable) with fire classification Cfl-s1 according to EN 13501.
<b>Pile material</b>	100% PP (polypropylene)
<b>Colour fastness to artificial light ISO 105-B02</b>	good 6
<b>Colour fastness to rubbing ISO 105 X12</b>	good 4
<b>Colour fastness to water ISO 105 E01</b>	good 5

<b>Accessories</b>
emco installation frame 500: 500-20 AL Aluminium
emco installation frame 500: 500-20 CN Chrome-nickel steel (V2A)
emco ramp edge: A17 Aluminium
emco T-profile: T17
emco cover strip: C17 Chrome-nickel steel (V2A)
emco INOX®: LINEO 17 Chrome-nickel steel (V2A)
emco INOX®: QUADRO 17 Chrome-nickel steel (V2A)
Rubber underlay 1 mm: GU 1
Rubber underlay 3 mm: GU 3
Rubber underlay 5 mm: GU 5
Mat joining brackets: MV Supplied as standard with mats in several parts

<b>Suitable for:</b>
Residential and care homes
Arena
medical practice
Train station
DIY store
Offices and administrative buildings
Family home
Shopping centre
Retail sector
University / Higher education institution
airport
Hotel
Industry
Kindergarten/Nursery
Warehouse
Apartment building
Trade fair
School
Sports hall

# emco MARSCHALL Original Large With ribbed carpet insert and brush strip

---

## Model 517 SLRB

<b>Service and services</b>
Construction site advice
Dimensioning
Measured using laser measuring device on site.

Installation service
Fitting and installation service
Repairs
The product can be disposed of or recycled in an environmentally friendly way.

# emco MARSCHALL Original Large With ribbed carpet insert and brush strip

## Model 517 SLRB

### Colours



Light grey no. 220



Anthracite no. 200




Red no. 305



Brown no. 485



Sand no. 430




grey

# emco MARSCHALL Original Large With ribbed carpet insert and brush strip

---

## Model 517 SLRB

### Colours



Black

Subject to technical modifications

emco Bautechnik GmbH · Breslauer Straße 34 - 38 · D-49808 Lingen (Ems)  
· Germany · Phone: +49 (0) 591/9140-500 · Fax: +49 (0) 591/9140-852 · Email:  
bau@emco.de · www.emco-bau.com

**EMCO**